

AMI Day # 2

Please complete the following activities for our
AMI Day #2:

- Today's Weather; fill in the blanks and illustrate pictures about the weather!
- Snowballs Everywhere; solve the word problem by showing your work. (See example on the back of this page).
- Friends; read the passage and answer comprehension questions about what you read.
- Roll and Write CVC Words; Sound out the words and create words with the short a sound.
- The Write Spot- complete each sentence using labels from the illustrations, be sure to include punctuation.
- Spend 15 minutes exercising or walking; if you are allowed to go outside, be sure to draw a picture on the back of the packet illustrating your AMI Day # 2 Experience

www.gonoodle.com has a lot of great videos to get the kiddos moving indoors.

We hope you have a great and safe day at home!!!

~Team Kindergarten~

Name: _____

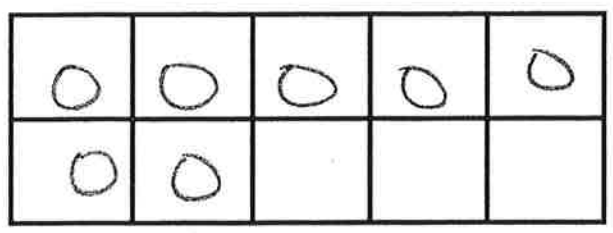
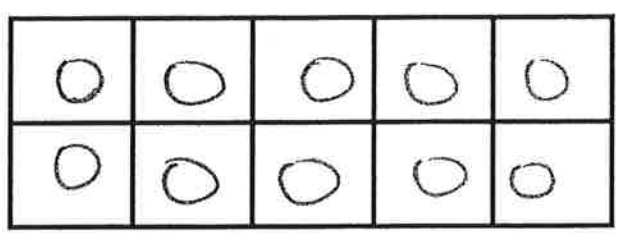
Directions: Read and solve the word problem to find out how many fish in all.



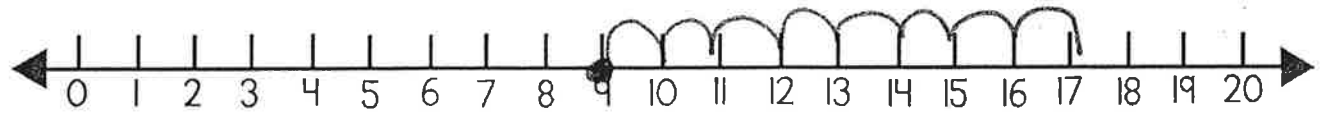
Brisket Goes Fishing

Brisket swam in the ocean and caught 9 fish. He caught 8 more fish. How many fish did he catch in all?

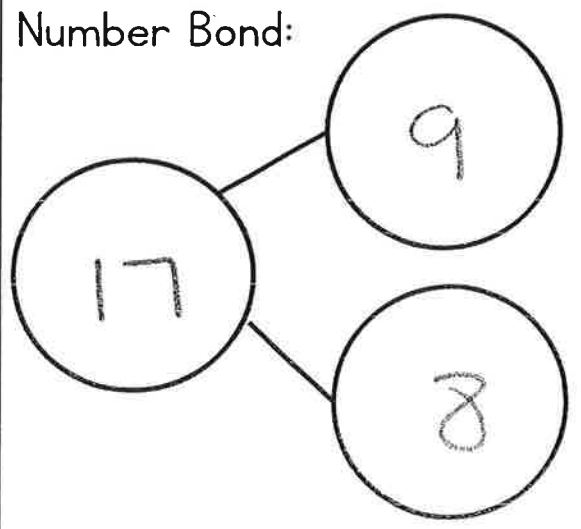
Ten Frames:



Number Line:



Number Bond:



Equation:

$$\underline{9} + \underline{8} = \underline{17}$$


Answer Statement:

17 fish in all.

Today's weather

Today the weather is _____.

sunny



rainy



snowy




windy



foggy



cloudy



What I am wearing:

The season is:

Fall

Winter

Spring
Summer

Name: _____



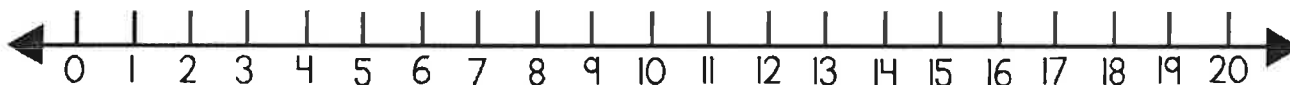
Directions: Read and solve the word problem to find out how many snowballs in all.

Snowballs Everywhere!

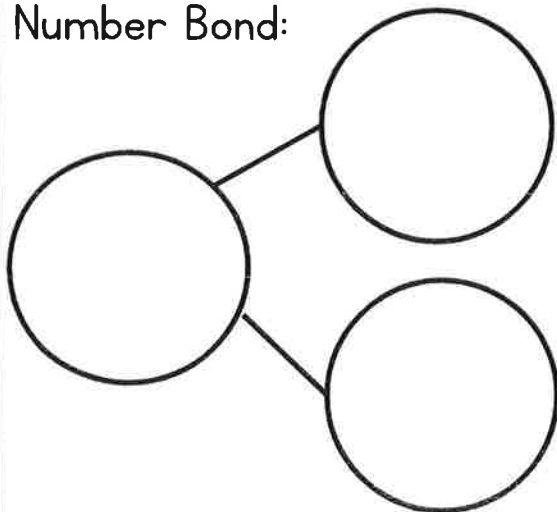
In a snowball fight I got hit with 7 snowballs. I got hit with 7 more snowballs. How many snowballs hit me altogether?

Ten Frames:

Number Line:



Number Bond:



Equation:

$$\underline{\quad} + \underline{\quad} = \underline{\quad}$$

Answer Statement:

Name _____



Friends



I like to play with my friends.



My friends and I play in the snow.



We like to run in the snow. We like



to jump in the snow.



What do they like to do in the snow?



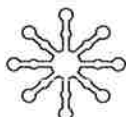
run



swim



It is _____.



cold



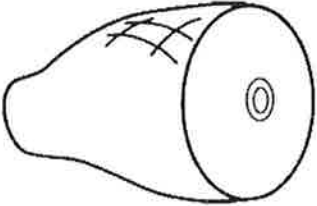

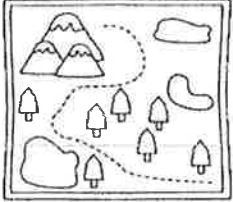








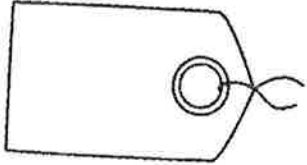






hot

Name _____

Roll and Write CVC WORDS!

Directions: Roll a die. Say the name of the picture. Write the word.



 <input type="text"/> <input type="text"/> <input type="text"/>	 <input type="text"/> <input type="text"/> <input type="text"/>	 <input type="text"/> <input type="text"/> <input type="text"/>
 <input type="text"/> <input type="text"/> <input type="text"/>	 <input type="text"/> <input type="text"/> <input type="text"/>	 <input type="text"/> <input type="text"/> <input type="text"/>
 <input type="text"/> <input type="text"/> <input type="text"/>	 <input type="text"/> <input type="text"/> <input type="text"/>	 <input type="text"/> <input type="text"/> <input type="text"/>
 <input type="text"/> <input type="text"/> <input type="text"/>	 <input type="text"/> <input type="text"/> <input type="text"/>	 <input type="text"/> <input type="text"/> <input type="text"/>
 or 	 or 	 or 

Name _____



The Write Spot

2

Directions: Look at the picture. Complete each sentence.
Use the words to help you.

I like the _____



I like the _____



I like the _____

