

# AMI Day # 3

Please complete the following activities for our  
AMI Day #3:

- Today's Weather; fill in the blanks and illustrate pictures about the weather!
- Tasting snowflakes; solve the word problem by showing your work. (See example on the back of this page).
- My Scarf; read the passage and answer comprehension questions about what you read.
- Roll and Write CVC Words; Sound out the words and create words with the short o sound.
- The Write Spot- complete each sentence using labels from the illustrations, be sure to include punctuation.
- Spend 15 minutes exercising or walking; if you are allowed to go outside, be sure to draw a picture on the back of the packet illustrating your AMI Day # 3 Experience

[www.gonoodle.com](http://www.gonoodle.com) has a lot of great videos to get the kiddos moving indoors.

We hope you have a great and safe day at home!!!

~Team Kindergarten~

Name: \_\_\_\_\_

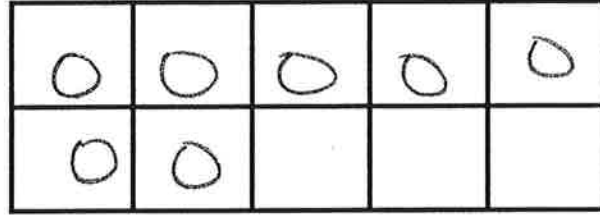
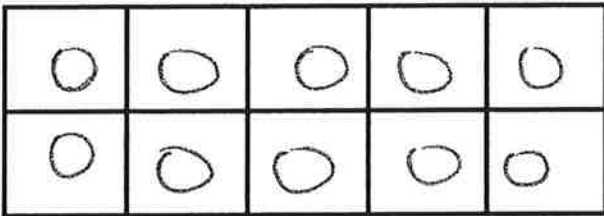


Directions: Read and solve the word problem to find out how many fish in all.

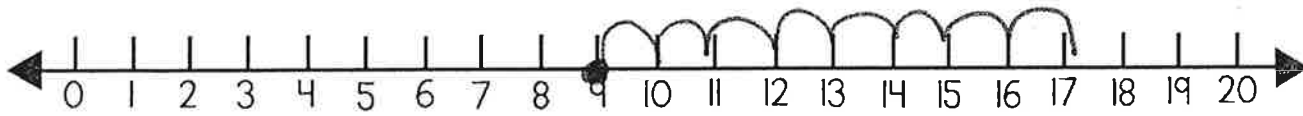
# Brisket Goes Fishing

Brisket swam in the ocean and caught 9 fish. He caught 8 more fish. How many fish did he catch in all?

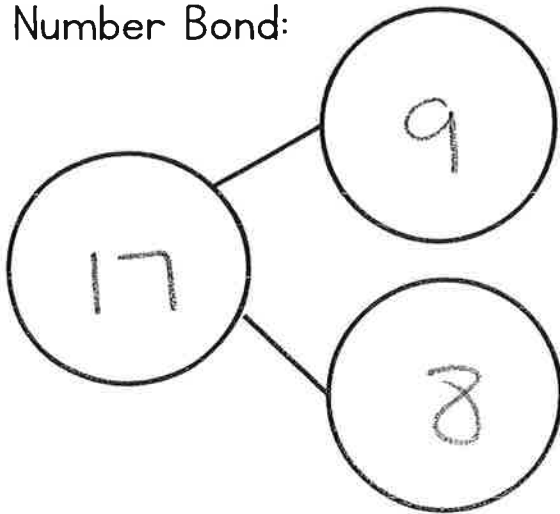
Ten Frames:



Number Line:



Number Bond:



Equation:

$$\underline{9} + \underline{8} = \underline{17}$$


Answer Statement:

17 fishing

# Today's weather

Today the weather is \_\_\_\_\_.

sunny



rainy




snowy




windy



foggy



cloudy



What I am wearing:

The season is:

Fall

Winter

Spring  
Summer

Name: \_\_\_\_\_

Directions: Read and solve the word problem to find out how many snowflakes in all.



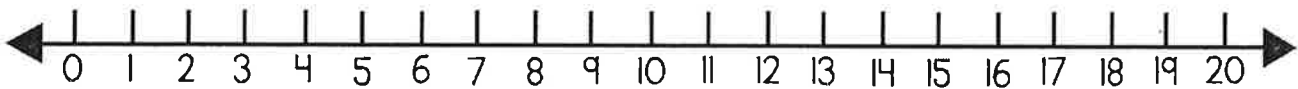
# Tasting Snowflakes

I caught 6 snowflakes on my tongue. I caught 8 more.  
How many snowflakes did I catch in all?

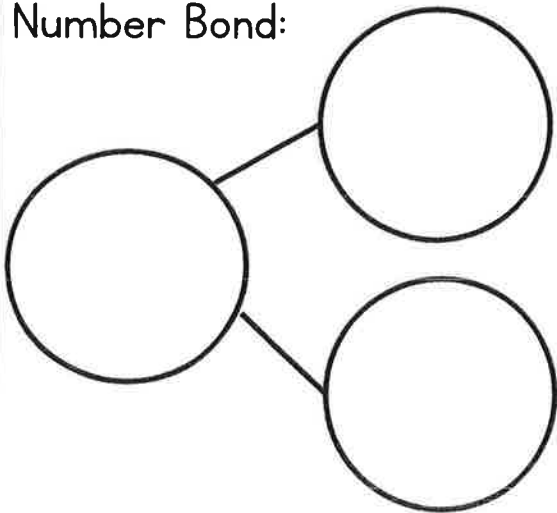
Ten Frames:



Number Line:



Number Bond:



Equation:

$$\underline{\quad} + \underline{\quad} = \underline{\quad}$$

Answer Statement:

\_\_\_\_\_

Name \_\_\_\_\_

# My Scarf



I like my scarf. I have one



scarf. It is pink. I think my



scarf is so pretty. Do you have a



scarf?



 I have \_\_\_\_\_ scarf.





one



three

 What color is her scarf?



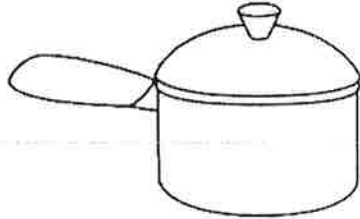
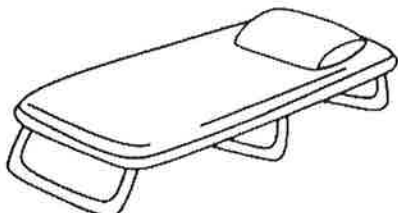
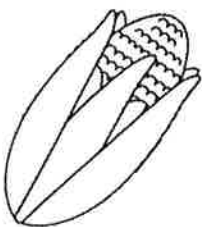

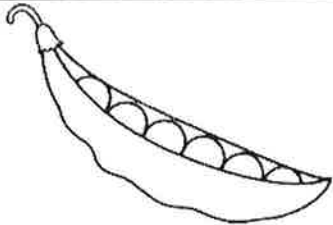

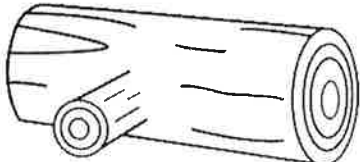


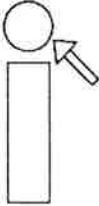








Name \_\_\_\_\_

# Roll and Write CVC WORDS!

Directions: Roll a die. Say the name of the picture. Write the word.



 <input type="text"/> <input type="text"/> <input type="text"/>	 <input type="text"/> <input type="text"/> <input type="text"/>	 <input type="text"/> <input type="text"/> <input type="text"/>
 <input type="text"/> <input type="text"/> <input type="text"/>	 <input type="text"/> <input type="text"/> <input type="text"/>	 <input type="text"/> <input type="text"/> <input type="text"/>
 <input type="text"/> <input type="text"/> <input type="text"/>	 <input type="text"/> <input type="text"/> <input type="text"/>	 <input type="text"/> <input type="text"/> <input type="text"/>
 <input type="text"/> <input type="text"/> <input type="text"/>	 <input type="text"/> <input type="text"/> <input type="text"/>	 <input type="text"/> <input type="text"/> <input type="text"/>
 or 	 or 	 or 

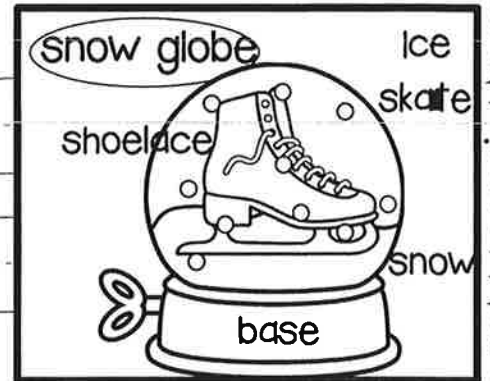
Name \_\_\_\_\_



# The Write Spot

Directions: Look at the picture. Complete each sentence.  
Use the words to help you.

Look at the



Look at the



Look at the

