

AMI Day # 4

Please complete the following activities for our
AMI Day #4:

- Today's Weather; fill in the blanks and illustrate pictures about the weather!
- Yummy Hot Cocoa; solve the word problem by showing your work.
(See example on the back of this page).
- Hot Cocoa read the passage and answer comprehension questions about what you read.
- Roll and Write CVC Words; Sound out the words and create words with the short i sound.
- The Write Spot- complete each sentence using labels from the illustrations, be sure to include punctuation.
- Spend 15 minutes exercising or walking; if you are allowed to go outside, be sure to draw a picture on the back of the packet illustrating your AMI Day # 4 Experience

www.gonoodle.com has a lot of great videos to get the kiddos moving indoors.

We hope you have a great and safe day at home!!!

~Team Kindergarten`

Name: _____

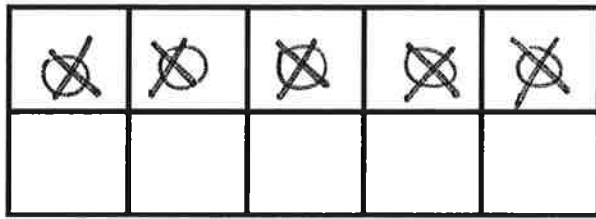
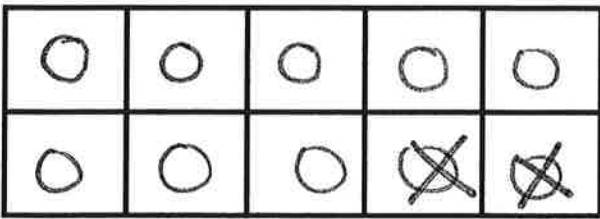
Directions: Read and solve the word problem to find out how many pencils are left.



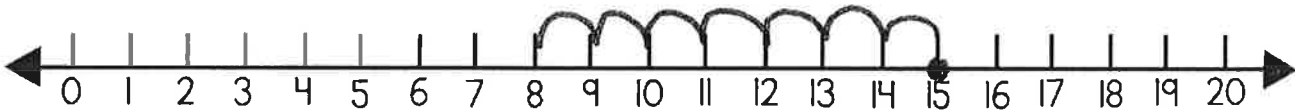
Pencil Problem

There were 15 sharpened pencils on the table. By the end of the day 7 of them broke. How many sharpened pencils are left?

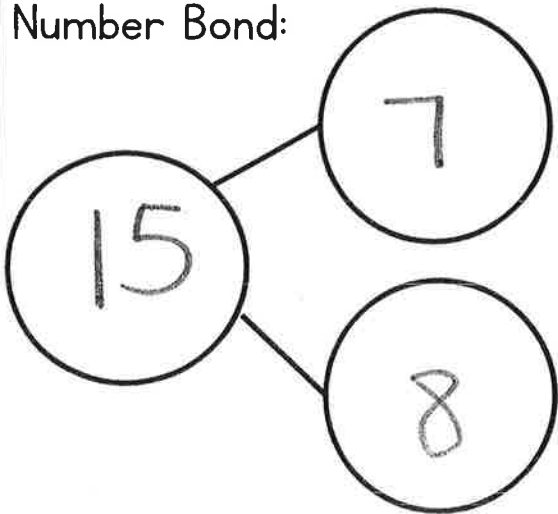
Ten Frames:



Number Line:



Number Bond:



Equation:

$$\underline{15} - \underline{7} = \underline{8}$$


Answer Statement:

8 pencils are left.

Today's weather

Today the weather is _____.


sunny



rainy




snowy




windy



foggy



cloudy



What I am wearing:

The season is:

Fall

Winter

Spring
Summer

Name: _____

Directions: Read and solve the word problem to find out how many marshmallows are left.

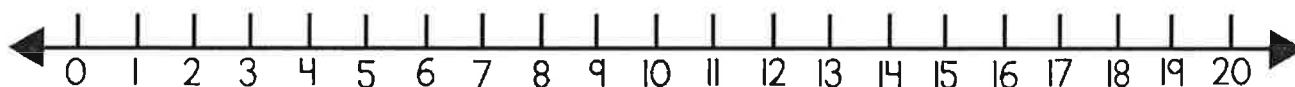


Yummy Hot Cocoa

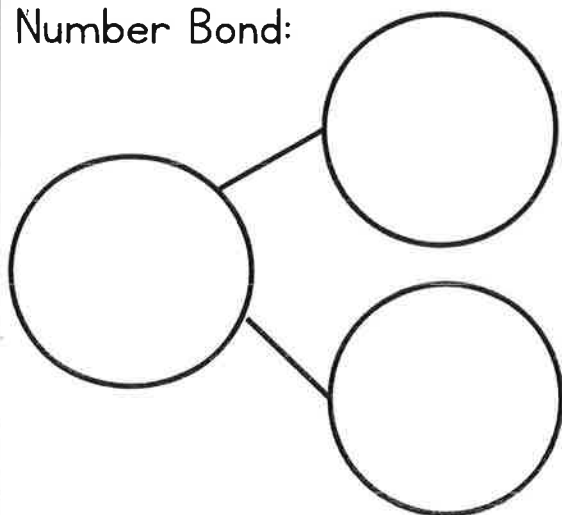
I put 14 marshmallows in my hot cocoa. 7 of them melted. How many are left?

Ten Frames:

Number Line:



Number Bond:



Equation:

$$\underline{\quad} - \underline{\quad} = \underline{\quad}$$

Answer Statement:

Name _____



Hot Cocoa



Hot cocoa is so good. It is hot.



I like to have it in my blue mug.





Do you want to have hot cocoa

with me?




What color is his mug?



Hot cocoa is _____.



hot






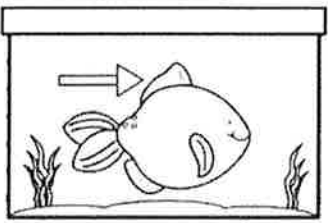
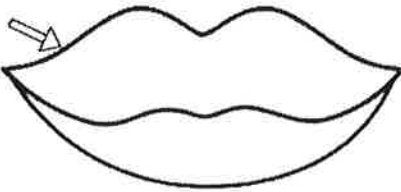
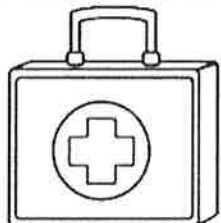



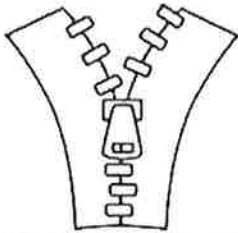
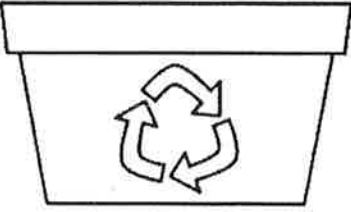







cold

Name _____


Roll and Write CVC WORDS!

Directions: Roll a die. Say the name of the picture. Write the word.



 <input type="text"/> <input type="text"/> <input type="text"/>	 <input type="text"/> <input type="text"/> <input type="text"/>	 <input type="text"/> <input type="text"/> <input type="text"/>
 <input type="text"/> <input type="text"/> <input type="text"/>	 <input type="text"/> <input type="text"/> <input type="text"/>	 <input type="text"/> <input type="text"/> <input type="text"/>
 <input type="text"/> <input type="text"/> <input type="text"/>	 <input type="text"/> <input type="text"/> <input type="text"/>	 <input type="text"/> <input type="text"/> <input type="text"/>
 <input type="text"/> <input type="text"/> <input type="text"/>	 <input type="text"/> <input type="text"/> <input type="text"/>	 <input type="text"/> <input type="text"/> <input type="text"/>
 or 	 or 	 or 


Name _____



The Write Spot

Directions: Look at the picture. Complete each sentence.
Use the words to help you.

I can put _____



I can put _____



I can put _____

